

Audited Accounts  
2015-16

# HAILAKANDI MUNICIPAL BOARD

## AUDITED FINANCIAL REPORT

AS ON MARCH 31, 2016

SOFTTHINK Intelligent Solutions Pvt Ltd  
1625 A Rajdanga Main Road, 2<sup>nd</sup> Floor, R.B. Connector, Kolkata 700 107  
Contact No.: +91 9432918978, E Mail: [accounts@softthink.co.in](mailto:accounts@softthink.co.in)

**PREPARATION OF BALANCE SHEET AS ON MARCH 31, 2016  
TO  
HAILAKANDI MUNICIPAL BOARD**

**REPORT ON THE FINANCIAL STATEMENT**

We have prepared the accompanying financial statements of HAILAKANDI MUNICIPAL BOARD ("the municipal board"), which comprise the Opening Balance Sheet as on March 31, 2016 and Income & Expenditure Statement for the year ended March 31, 2016 with the guidance as per Assam Municipal Accounts Manual, June 2010 issued by Ministry of Urban Development, Govt. of Assam.

**MUNICIPAL BOARD'S RESPONSIBILITY FOR THE FINANCIAL STATEMENTS**

Municipality is solely responsible for the preparation of these financial statements that give a true and fair view of the financial position and financial performance of the Municipal Board in accordance with accounting principles as per Assam Municipal Accounts Manual, June 2010 issued by Ministry of Urban Development, Govt. of Assam.


The Financial Report has been prepared on the basis of information furnished and made available by the Municipal Board. This responsibility includes the design, implementation and maintenance of internal control relevant to the preparation and presentation of the financial statements that give a true and fair view and are free from material misstatement, whether due to fraud or error. We disclaims any responsibility for any misinformation and or non-furnishing on the part of the preparation of these financial statements.

**OPINION**

In our opinion and to the best of our information and according to the explanation given to us, the financial statements give the information required by the Act in the manner so required and give a true and fair view in conformity with the accounting principles as per Assam Municipal Accounts Manual, June 2010 issued by Ministry of Urban Development, Govt. of Assam.

Dated: August 11, 2017

FOR GORA & COMPANY  
Chartered Accountants  
(FRN 327183E)



(GORA CHAND MUKHERJEE)  
Partner  
Membership No. 017630

Chairperson  
Municipal Board, Hailakandi


**HAILAKANDI MUNICIPAL BOARD**

**BALANCE SHEET**

As on 31st March 2016

Code of Account	Description of Items	Schedule No.	Current Year (2015-16)	Previous Year (2014-15)
	<b><u>LIABILITIES</u></b>			
	<b>Reserve &amp; Surplus</b>			
3-10	Municipal (General) Fund	B-1	(9,53,60,454.00)	(9,50,11,961.00)
3-11	Earmarked Funds	B-2	-	-
3-12	Reserves	B-3	12,30,59,589.00	12,04,52,482.00
	<b>Total Reserves &amp; Surplus</b>			
3-20	Grants Contributions for Specific Purposes	B-4	4,09,46,239.00	3,22,33,073.00
	<b>Loans</b>			
3-30	Secured Loans	B-5	1,28,79,000.00	1,28,79,000.00
3-31	Unsecured Loans	B-6	-	-
	<b>Total Loans</b>			
	<b>Current Liabilities and Provisions</b>			
3-40	Deposits Received	B-7	9,09,398.00	9,06,398.00
3-41	Deposit Works	B-8	-	-
3-50	Other Liabilities	B-9	8,81,33,338.00	8,81,33,338.00
3-60	Provisions	B-10	-	-
	<b>Total Current Liabilities and Provisions</b>			
	<b>TOTAL LIABILITIES</b>		<b>17,05,67,110.00</b>	<b>15,95,92,330.00</b>
	<b><u>ASSETS</u></b>			
4-10	<b>Fixed Assets</b>	B-11		
	Gross Block		20,78,81,452.00	20,61,67,445.00
4-11	Less: Accumulated Depreciation		16,09,46,151.00	15,65,97,577.00
	Net Block		4,69,35,301.00	4,95,69,868.00
4-12	Capital Work-in-Progress		5,86,72,539.00	5,86,72,539.00
	<b>Total Fixed Assets</b>		<b>10,56,07,840.00</b>	<b>10,82,42,407.00</b>
	<b>Investments</b>			
4-20	Investment- General Fund	B-12	4,70,312.00	4,70,312.00
4-21	Investment- Other Funds	B-13	-	-
	<b>Total Investments</b>		<b>4,70,312.00</b>	<b>4,70,312.00</b>
	<b>Current Assets Loans and Advances</b>			
4-30	Stock in Hand (Inventories)	B-14	52,000.00	52,000.00

  
 Chairperson  
 Municipal Board, Hailakandi



	<b>Sundry Debtors (Receivables)</b>			
4-31	Gross Amount Outstanding	B-15	2,40,08,949.00	1,94,32,158.00
4-32	Less: Accumulated Provision against Bad and Doubtful Sundry Debtors		37,98,240.00	29,56,908.00
	Net Amount Outstanding		2,02,10,709.00	1,64,75,250.00
4-40	Prepaid Expenses	B-16	-	-
4-50	Cash and Bank Balances	B-17	4,24,68,199.00	3,26,31,311.00
4-60	Loans, Advances and Deposits	B-18	17,58,050.00	17,21,050.00
4-61	Less: Accumulated Provision against Loans		-	-
	Net Amount Outstanding		17,58,050.00	17,21,050.00
	<b>Total Current Assets, Loans &amp; Advances</b>		<b>6,44,88,958.00</b>	<b>5,08,79,611.00</b>
4-70	Other Assets	B-19	-	-
4-80	Miscellaneous expenditure (to the extent not written off)	B-20	-	-
	<b>TOTAL ASSETS</b>		<b>17,05,67,110.00</b>	<b>15,95,92,330.00</b>

FOR GORA & COMPANY  
Chartered Accountants  
(FRN 327183E)



*G. Chand Mukherjee*

(GORA CHAND MUKHERJEE)  
Partner  
Membership No. 017630

Dated: August 11, 2017

*M. S. ...*  
Chairperson  
Municipal Board, Hallakatti

The various schedules to the Balance Sheet have been indicated below:

**Schedule B-1 Municipal (General) Fund Code no 310**

Amount in (Rs.)

Code No.	Particulars	Opening Balance As on 01-04-2015	Additions during the year	Total	Deductions during the year	Balance As on 31-03-2016
1	2	3	4	5 = (3+4)	6	7 = (5-6)
310-10	Municipal Fund	3,98,238.00	11,23,722.00	15,21,960.00	-	15,21,960.00
310-90	Excess Income & Expenditure	(9,51,10,199.02)	2,38,20,809.06	(7,15,89,389.96)	2,52,93,023.62	(9,68,82,413.58)
	<b>Total Municipal fund (310)</b>	<b>(9,50,11,961.02)</b>	<b>2,49,44,531.06</b>	<b>(7,00,67,492.96)</b>	<b>2,52,93,023.62</b>	<b>(9,53,60,453.58)</b>

**Schedule B-2: Earmarked Funds**

Amount in (Rs.)

Special Funds/Sinking Funds/ Trust or Agency Fund [Code No 311]									
Particulars	Special Fund 1	Special Fund 2	Special Fund 3	Special Fund 4	Special Fund 5	Special Fund 6	Special Fund 7	Special Fund 8	Special Fund 9
Code No.									
(a) Opening Balance (as on 01.04.2014)									
(b) Additions to the Special fund									
(i) Transfer from Municipal fund									
(ii) Interest/ Dividend earned on Special fund Investments									
(iii) Profit on disposal of Special fund Investments									
(iv) Appreciation in value of Special fund Investments									
(v) Other addition (Specify nature)									
Total (b)									
Total (a+b)									
(c) Payments out of funds									
(i) Capital expenditure on fixed assets									
Others									
Sub- total									
(ii) Revenue expenditure on									
Salary, wages & allowances etc.									
Rent									
Other administrative charges									
Sub- total									
(iii) Other:									
Loss on disposal of Special fund									

Chairperson  
Municipal Board, Halakana



Investments									
Diminution in value of Special fund Investments									
Transferred to Municipal Fund									
Sub- total									
Total of (i+ii+iii) (c)									
Net balance at the year end-(a+b)-(c)	-	-	-	-	-	-	-	-	-
Grant Total of Special Funds									

**Schedule B-3: Reserves [Code No 312]**

		Amount in (Rs.)				
Code No.	Particulars	Opening Balance As on 01-04-2015	Additions during the year	Total	Deductions during the year	Balance As on 31-03-2016
1	2	3	4	5 (3+4)	6	7 (5-6)
312-10	Capital Contribution	12,04,52,482.00	26,07,107.00	12,30,59,589.00		12,30,59,589.00
312-11	Capital Reserve	-	-	-	-	-
312-20	Borrowing Redemption Reserve	-	-	-	-	-
312-30	Special Funds (Utilised)	-	-	-	-	-
312-40	Statutory Reserve	-	-	-	-	-
312-50	General Reserve	-	-	-	-	-
312-60	Revaluation Reserve	-	-	-	-	-
	<b>Total Reserve funds</b>	<b>12,04,52,482.00</b>	<b>26,07,107.00</b>	<b>12,30,59,589.00</b>		<b>12,30,59,589.00</b>

**Schedule B-4: Grants & Contribution for Specific Purposes**

		Amount in (Rs.)					
Particulars	Grants from Central Govt.	Grants from State Govt.	Grant from other Govt. Agencies	Grant from Financial Institutions	Grant from Welfare Bodies	Grant from International organisations	Others
Code No.							
(a) Opening Balance (as on 01.04.2014)	-	-					
(b) Additions to the Grants							
(i) Grant Received during the year	-	-					
(ii) Interest/ Dividend earned on Grant Investments	-	-					

  
 Chairperson  
 Municipal Board, Hallakana



(iii) Profit on Disposal of Grant Investment								
(iv) Appreciation in Value of Grant Investments								
(v) Other addition (specify nature)								
Sub-Total	-	-	-	-	-	-	-	-
Total (a+b)	-	-	-	-	-	-	-	-
(c) Payments out of funds								
(i) Capital Expenditure on								
Fixed Assets								
Others								
Sub- Total	-	-	-	-	-	-	-	-
(ii) Revenue Expenditure on								
Salary, Wages and allowances etc.								
Rent								
Other administrative charges								
Sub -Total	-	-	-	-	-	-	-	-
(iii) Other:								
Loss on disposal of Grant Investments								
Diminution in Value of Grant Investments								
Grants Refunded								
Sub -Total	-	-	-	-	-	-	-	-
Total (c) [i+ii+iii]	-	-	-	-	-	-	-	-
Net balance at the year end - (a+b)-(c)	-	-	-	-	-	-	-	4,09,46,239.00
Total Grants & Contribution for Specific Purposes								

  
 Chairperson  
 Municipal Board, Hallakandi



**Schedule B-5: Secured Loans [Code No 330]**

Code No.	Particulars	Amount in (Rs.)
		Balance as on 31.03.2016
330-10	Loans from Central Government	-
330-20	Loans from State Government	-
330-30	Loans from Govt. Bodies & Associations	-
330-40	Loans from international agencies	-
330-50	Loans from banks & other financial institutions	1,28,79,000.00
330-60	Other Term Loans	-
330-70	Bonds & debentures	-
330-80	Other Loans	-
	<b>Total Secured Loans</b>	<b>1,28,79,000.00</b>

**Schedule B-6: Un-Secured Loans [Code No 331]**

Code No.	Particulars	Amount in (Rs.)
		Balance as on 31.03.2016
331-10	Loans from Central Government	-
331-20	Loans from State Government	-
331-30	Loans from Govt. Bodies & Associations	-
331-40	Loans from international agencies	-
331-50	Loans from banks & other financial institutions	-
331-60	Other Term Loans	-
331-70	Bonds & debentures	-
331-80	Other Loans	-
	<b>Total Un-Secured Loans</b>	

**Schedule B-7: Deposits Received [Code No 340]**

Code No.	Particulars	Amount in (Rs.)
		Balance as on 31.03.2016
340-10	From Contractors	-
340-20	From Revenues	-
340-30	From staff	-
340-80	From Others	9,09,398.00
	<b>Total deposits received</b>	<b>9,09,398.00</b>

  
 Chairperson  
 Municipal Board, Hallakandi



**Schedule B-8: Deposits Works [ Code No. 341]**

Code No.	Particulars	Amount in (Rs.)			
		Opening Balance as on 01.04.2014	Additions during the year	Utilisation/ Expenditure Amount	Balance outstanding as on 31.03.2016
341-10	Civil Works	-	-	-	-
341-20	Electrical Works	-	-	-	-
341-80	Others	-	-	-	-
	<b>Total of deposit works</b>	-	-	-	-

**Schedule B-9: Other Liabilities (Sundry Creditors) [Code No. 350]**

Code No.	Particulars	Amount in (Rs.)
		Amount as on 31.03.2016
350-10	Creditors	6,66,36,000.00
350-11	Employee Liabilities	2,14,97,338.00
350-12	Interest Accrued and Due	-
350-20	Recoveries Payable	-
350-30	Government Dues Payable	-
350-40	Refunds Payable	-
350-41	Advance Collection of Revenues	-
350-80	Others	-
	<b>Total Other liabilities (Sundry creditors)</b>	<b>8,81,33,338.00</b>

**Schedule B-10: Provisions [Code No. 360]**

Code No.	Particulars	Amount in (Rs.)
		Amount as on 31.03.2016
360-10	Provision for Expenses	-
360-20	Provision for Interest	-
360-30	Provision for Other Assets	-
	<b>Total Provisions</b>	

  
 Chairperson  
 Municipal Board, Hajakanal

Schedule B 11: Fixed Assets [Code No. 410 & 411]

Amount in (Rs.)

Code No.	Particulars	Cost of Acquisition	Accumulated Depreciation	Written Down Value as on 31.03.2016
410-10	Land	77,98,129.00	-	77,98,129.00
410-20	Buildings	8,77,35,000.00	7,19,78,682.74	1,57,56,317.26
	<i>Infrastructure Assets</i>			-
410-30	Roads and Bridges	9,63,70,000.00	7,87,32,048.49	1,76,37,951.51
410-31	Sewerage and drainage	38,41,366.00	29,36,181.51	9,05,184.49
410-32	Water ways	-	-	-
410-33	Public Lighting	-	-	-
	<i>Other assets</i>			-
410-40	Plants & Machinery	-	-	-
410-50	Vehicles	86,61,677.00	53,31,062.69	33,30,614.31
410-60	Office & other equipment	12,44,753.00	5,49,662.07	6,95,090.93
410-70	Furniture, fixtures, fittings and electrical appliances	8,83,027.00	2,21,646.06	6,61,380.94
410-80	Other fixed asstes (Lakes & Ponds)	13,47,500.00	11,96,867.87	1,50,632.13
	<b>Total</b>	<b>20,78,81,452.00</b>	<b>16,09,46,151.43</b>	<b>4,69,35,300.57</b>

Schedule B:12 Investments-General Fund [Code 420]

Amount in (Rs.)

Code No.	Particulars	With whom invested	Face Value	Amount as on 31.03.2016
420-10	Central Government Securities	-	-	-
420-20	State Government Securities	-	-	-
420-30	Debenture and Bonds	-	-	-
420-40	Preference Shares	-	-	-
420-50	Equity Shares	-	-	-
420-60	Units of Mutual Funds	-	-	-
420-80	Other Investments	-	-	4,70,312.00
	<b>Total of Investments General Fund</b>	-	-	<b>4,70,312.00</b>



  
 Chairperson  
 Municipal Board, Haljkanal

Schedule B:12 Investments-Other Funds [Code 421]

Code No.	Particulars	With whom invested	Face Value	Amount in (Rs.)
				Amount as on 31.03.2016
420-10	Central Government Securities	-	-	-
420-20	State Government Securities	-	-	-
420-30	Debenture and Bonds	-	-	-
420-40	Preference Shares	-	-	-
420-50	Equity Shares	-	-	-
420-60	Units of Mutual Funds	-	-	-
420-80	Other Investments	-	-	-
	<b>Total of Investments Other Funds</b>	-	-	-


Schedule B-14: Stock in Hand (Inventories) [Code 430]

Code No.	Particulars	Amount in (Rs.)
		Amount as on 31.03.2016
430-10	Stores	-
430-20	Loose tools	-
430-30	Others	-
	<b>Total Stock in hand</b>	52,000.00
		52,000.00

Schedule B-15: Sundry Debtors (Receivables) [Code No 431]

Code No.	Particulars	Amount in (Rs.)
		Amount as on 31.03.2016
431-10	Receivables for Property Taxes	
	Less than 5 years	
	More than 5 years	2,40,08,948.84
	<b>Sub-Total</b>	
431-91	Less: State Government Cesses/ Levies in taxes- Control Accounts	
	<b>Net Receivables of Property taxes</b>	2,40,08,948.84
431-19	Receivables for Other Taxes	
	Less than 3 years	
	More than 3 years	-
431-99	<b>Sub-Total</b>	
	Less: State Government Cesses/ Levies in taxes- Control Accounts	
	<b>Net Receivables of Other taxes</b>	
431-20	Receivables for Cess Income	
	Less than 3 years	
	More than 3 years	

  
 Chairperson  
 Municipal Board, Hallakandi



	Sub-Total	
431-30	Receivables for Fees and User Charges	
	Less than 3 years	
	More than 3 years	
	Sub-Total	
431-40	Receivables from Other Sources	
	Less than 3 years	
	More than 3 years	
	Sub-Total	
431-50	Receivables from Government	
	Total of Sundry Debtors (Receivables)	2,40,08,948.84

**Schedule B-16: Prepaid Expenses [Code No. 440]**

Amount in (Rs.)


Code No.	Particulars	Amount as on 31.03.2016
440-10	Establishment	-
440-20	Administrative	-
440-30	Operations & Maintenance	-
	Total Prepaid Expenses	-

**Schedule B-17: Cash and Bank Balances [Code No. 450]**

Amount in (Rs.)

Code No.	Particulars	Amount as on 31.03.2016
450-10	Cash	
	Balance with Bank- Municipal Funds	
450-21	Nationalised Banks	15,21,960.00
450-22	Other Scheduled Banks	
450-23	Scheduled Co-operative Banks	
450-24	Post Office	
	Sub-Total	
	Balance with Bank- Special Funds	
450-41	Nationalised Banks	
450-42	Other Scheduled Banks	
450-43	Scheduled Co-operative Banks	
450-44	Post Office	

  
 Chairperson  
 Municipal Board, Hallakandi



	Sub-Total	
	Balance with Bank- Grant Funds	
450-61	Nationalised Banks	4,09,46,239.00
450-62	Other Scheduled Banks	
450-63	Scheduled Co-operative Banks	
450-64	Post Office	
	Sub-Total	
	Total Cash and Bank balances	4,24,68,199.00

**Schedule B-18: Loans, Advances and Deposits [Code 460]**

Code No.	Particulars	Amount in (Rs.) Amount as on 31.03.2016
460-10	Loans and advances to employees	-
460-20	Employee Provident Fund Loans	-
460-30	Loans to others	-
460-40	Advance to Suppliers and Contractors	16,60,050.00
460-50	Advance to others	-
460-60	Deposit with External Agencies	98,000.00
460-80	Other Current Assets	-
	Sub-Total	17,58,050.00
461-	Less: Accumulated Provisions against Loan, Advances and Deposits	-
	Total Loans, Advances and Deposits	17,58,050.00

**Schedule B-18 (a): Accumulated Provisions against Loans, Advances and Deposits [Code No. 360]**

Code No.	Particulars	Amount as on 31.03.2016
461-10	Loans to others	-
461-20	Advances	-
461-30	Deposits	-
	Total Accumulated Provision	-

  
 Chairperson  
 Municipal Board, Hailakandi




Schedule B-19: Other assets [Code No. 470]

		Amount in (Rs.)
Code No.	Particulars	Amount as on 31.03.2016
470-10	Deposit works	-
470-20	Other assets control accounts	-
	<b>Total Other Assets</b>	-

Schedule B-20: Miscellaneous Expenditure (to the extent not written off) [Code No. 480]

		Amount in (Rs.)
Code No.	Particulars	Amount as on 31.03.2016
480-10	Loan Issue Expenses Deferred	-
480-20	Discount on Issue of Loans	-
480-30	Deferred Revenue Expenses	-
480-90	Others	-
	<b>Total Miscellaneous Expenditure</b>	-



  
 Chairperson  
 Municipal Board, Halakandi

**Additional Disclosers to the Schedules:**

We have prepared the accompanied financial statement of Hailakandi Municipal Board comprising with Opening Balance Sheet with the Guidance as per Assam Municipal Accounts, June 2010 issued by Urban Development, Govt. of Assam.

The process followed by us to arrive at the facts and figures shown in this Balance Sheet is as follows:

**1. Schedule No. B-1 : Municipal General Fund :**

It comprises Municipal Fund which means excess collection over payment generated by Municipality from its own revenue and excess income over expenditure i.e. Net Balance carried over to Municipal Fund from Income and Expenditure Statement.

As there was a separate cash book maintained by Municipality for its own revenue the closing balance as on 31<sup>st</sup> March, 2016 is being considered as its Municipal Fund although we have seen lots of Bank transfers from their capital cash book to revenue cash book and vice versa. But it cannot be considered due to unavailability of proper books of accounts.

Further an amount of Rs. 2.38 lacs deficit of Assets over liabilities was also considered as previous loss as no asset was generated against said liability and reflected under 'Excess Income & Expenditure head.'

**2. Schedule No. B-2 : Earmarked Fund :**

As per the details provided to us there was no earmarked fund as on 31 March, 2016.

**3. Schedule No. B-3 : Reserves :**

Reserve includes Capital contributions, Capital reserve, redemption reserve, statutory reserve, general reserve, revolution reserve and special fund.

Capital contributions means the amount of Capital Grant is utilized for purchasing capital assets and amount invested under capital work in progress. In this case as there was no assets register as well as Grant appropriation register maintained by Municipality, we have considered the written down value of the fixed assets as on 31<sup>st</sup> March, 2016 based on the details of fixed assets provided by Municipality as Capital contribution.

Although there was a guideline in manual that acquisition cost of fixed assets will be treated as capital contribution, in that case we have to charge a huge amount of accumulated depreciation of the same assets against reserve, which results in negative reserve for Municipality.

**4. Schedule No. B-4 : Grant & Contributions for Specific purpose :**

It comprises net balance of Grant and Contributions given by central and State Govt. and other Financial Institutions.

  
Chairperson  
Municipal Board, Hailakandi



In absence of Grant appropriation register we have to consider closing balance of Cash books (Containing Capital Grant) as on 31<sup>st</sup> March, 2016 as net balance of Grant and contributions. Although we have seen lots of Bank transferred from their capital cash book to revenue cash book and vice versa. But it cannot be considered due to unavailability of Grant appropriation register.

5. Schedule No. B-5 : Secured Loans :

As per the details provided to us there was a loan from LIC amounting 128 lacs for construction of Hailakandi Town Water supply scheme, but there was no further details available in Municipal Board, so it was considered as secured loan as on 31 March, 2016.

6. Schedule No. B-6 : Unsecured Loans :

As per the details provided to us there was no unsecured loan as on 31 March, 2016.

7. Schedule No. B-7 : Deposit Received:

Deposit Received is as per the details provided by the Municipality as on 31 March, 2016.

8. Schedule No. B-8 : Deposit Works:

As per the details provided to us there was no deposit work as on 31 March, 2016.

9. Schedule No. B-9 : Other Liabilities (Sundry Creditors):

As per the details provided by the Municipality there was a arrear salary liability of Rs. 214 lacs & that was considered as Employee Liability as on 31 March, 2016.

As per the details provided to us the Municipal board have an outstanding liability of Rs. 666.36 lacs to the PHE Department, Hailakandi due to the water supply scheme (chemicals) which was considered as creditors as on 31 March, 2016.

10. Schedule No. B-10 : Provisions:

As per the accounting principal followed by the Municipality there was no practice of creating Provisions so as on 31 March, 2016.

11. Schedule No. B-11 : Fixed Assets:

There was no assets register maintain by Municipality, as per the declaration of closing assets as on 31<sup>st</sup> March, 2015 given by them, we have calculated the written down value after considering the depreciation @20% on reducing balance method based on the cost of acquisition and the date of purchase provided by the Municipality.

As guided by the Manual depreciation was not being charged against Land.

No physical verification was being made for the Fixed Assets.

In absence of proper declaration Capital Work in Progress remain same as on March 31, 2016.

  
Chairperson  
Municipal Board, Hailakandi



12. Schedule No. B-12 : Investment- General Fund :  
In absence of proper declaration Investment – General Fund remain same as on 31 March, 2016.
13. Schedule No. B-13 : Investment- Other Fund :  
As per the details provided to us there was no Investment in any other Fund as on 31 March, 2016.
14. Schedule No. B-14 : Stock in Hand (Inventories) :  
No physical verification was being made for the same. In absence of proper declaration Stock in Hand remain same as on 31 March, 2016.
15. Schedule No. B-15 : Sundry Debtors (Receivables) :  
The figure shown as receivable is taken from the Tax & Revenue software run in the Municipality along with the details provided by the Municipal Board relating to Govt. Holding Tax as on 31 March, 2016. As per the Guidance of the manual we need to create provision against the receivable based on their ageing analysis. As the Municipality unable to provide as age was receivable provision for doubtful debt has been created Provision against Bad & Doubtful debt @25% on opening debtors
16. Schedule No. B-16 : Prepaid Expenses :  
As per the details provided to us there was no Prepaid Expenses as on 31 March, 2016.
17. Schedule No. B-17 : Cash and Bank Balances :  
Cash and Bank balance shows the closing balance of Bank account as on 31<sup>st</sup> March 2016.
18. Schedule No. B-18 : Loans, Advance & Deposited :  
As per the details provided by the Municipality there was no Loans Advances & Deposits on 31 March, 2016.
19. Schedule No. B-19 : Other Assets:  
As per the details provided to us there was no Other Assets as on 31 March, 2016.
20. Schedule No. B-20 : Miscellaneous Expenditure (To the extent not written off) :  
As per the details provided to us there was no Miscellaneous Expenditure as on 31 March, 2016.


  
Chairperson  
Municipal Board, Hallakandl



**INCOME AND EXPENDITURE STATEMENT**  
for the period from 1st April, 2015 to 31st March 2016

Code No.	Item/ Head of Account	Schedule No.	Current Year Amount (Rs.)	Previous Year Amount (Rs.)
			2015-16	2014-15
1	2	3	4	5
	<b>INCOME</b>			
1-10	Tax Revenue	I-1	1,09,05,855.13	1,04,33,011.86
1-20	Assigned Revenues & Compensation	I-2	-	-
1-30	Rental Income from Municipal Properties	I-3	5,70,400.00	5,40,600.00
1-40	Fees & User charges	I-4	24,28,003.93	22,36,155.13
1-50	Sale & Hire Charges	I-5	-	-
1-60	Revenue Grants, Contributions & Subsidies	I-6	78,25,459.00	92,20,720.00
1-70	Income from Investments	I-7	-	-
1-71	Interest Earned	I-8	14,83,386.00	17,59,549.00
1-80	Other Income	I-9	6,07,705.00	22,54,382.78
<b>A</b>	<b>TOTAL INCOME</b>		<b>2,38,20,809.06</b>	<b>2,64,44,418.77</b>
	<b>EXPENDITURE</b>			
2-10	Establishment Expenses	I-10	1,56,50,243.00	1,68,52,602.00
2-20	Administrative Expenses	I-11	15,08,337.00	16,57,114.00
2-30	Operations & Maintenance	I-12	34,94,722.00	46,18,552.00
2-40	Interest & Finance Expenses	I-13	7,234.00	3,236.00
2-50	Programme Expenses	I-14	45,230.00	86,105.00
2-60	Revenue Grants, Contributions & Subsidies	I-15	-	-
2-70	Provisions & Write off	I-16	-	-
2-71	Miscellaneous Expenses	I-17	-	-
2-72	Depreciation		43,48,574.62	1,04,42,934.80
<b>B</b>	<b>TOTAL EXPENDITURE</b>		<b>2,50,54,340.62</b>	<b>3,36,60,543.80</b>
A-B	Gross surplus/ (deficit) of income over expenditure before Prior Period Items		(12,33,531.55)	(72,16,125.02)
2-80	Add: Prior Period Items (Net)	1-18	-	-
	Gross surplus/ (deficit) of income over expenditure after Prior Period Items		(12,33,531.55)	(72,16,125.02)
2-90	Less: Transfer to Reserve Funds		-	-
	<i>Net balance being surplus/ deficit carried over to Municipal Accounts</i>		<b>(12,33,531.55)</b>	<b>(72,16,125.02)</b>

  
 Chairperson  
 Municipal Board, Halakandl



- The various schedules to the Income & Expenditure Account have been indicated below:

**Schedule I-1: Tax Revenue [Code No 110]**

Minor Code No	Particulars	Current year Amount (Rs.)	Previous Year Amount (Rs.)
		2015-16	2014-15
1	2	3	4
110-1	Property tax	1,09,05,855.13	1,04,33,011.86
110-2	Water tax	-	-
110-3	Sewerage Tax	-	-
110-4	Conservancy Tax	-	-
110-5	Lighting Tax	-	-
110-6	Education tax	-	-
110-7	Vehicle Tax	-	-
110-8	Tax on Animals	-	-
110-9	Electricity Tax	-	-
110-10	Professional Tax	-	-
110-11	Advertisement tax	-	-
110-12	Pilgrimage Tax	-	-
110-51	Octroi & Toll	-	-
110-52	Cess	-	-
110-80	Other taxes	-	-
	Sub-total	1,09,05,855.13	1,04,33,011.86
110-90	Less : Tax Remissions and Refund [Schedule 1- 1 (a)]	-	-
	Sub-total	-	-
	<b>Total Tax Revenue</b>	<b>1,09,05,855.13</b>	<b>1,04,33,011.86</b>

**Schedule I-1 (a): Remission and Refund of taxes**

Code No.	Particulars	Current Year Amount (Rs.)	Previous Year Amount (Rs.)
		2015-16	2014-15
1	2	3	4
	Property taxes	-	-
	Octroi and toll	-	-
	Cess Income	-	-
	Advertisement tax	-	-
	Others	-	-
	<b>Total refund and remission of tax revenues</b>	<b>-</b>	<b>-</b>

  
 Chairperson  
 Municipal Board, Halakandi



Schedule I-2 : Assigned Revenues & Compensation [Code No 120]

Code No.	Particulars	Current Year Amount (Rs.)	Previous Year Amount (Rs.)
		2015-16	2014-15
1	2	3	4
120-10	Taxes and Duties collected by others	-	-
120-20	Compensation in lieu of Taxes / duties	-	-
120-30	Compensations in lieu of Concessions	-	-
<b>Total assigned revenues &amp; compensation</b>		-	-

Schedule I-3: Rental income from Municipal Properties [Code No 130]

Code No.	Particulars	Current Year Amount (Rs.)	Previous Year Amount (Rs.)
		2015-16	2014-15
1	2	3	4
130-10	Rent from Civic Amenities	5,70,400.00	5,40,600.00
130-20	Rent from Office Buildings	-	-
130-30	Rent from Guest Houses	-	-
130-40	Rent from lease of lands	-	-
130-80	Other rents	-	-
	Sub-Total	5,70,400.00	5,40,600.00
130-90	Less : Rent Remission and Refunds	-	-
	Sub-total	-	-
	<b>Total Rental Income from Municipal Properties</b>	<b>5,70,400.00</b>	<b>5,40,600.00</b>

Schedule I-4 (a): Fees & User Charges - Function wise

Code No	Particulars	Current Year Amount (Rs.)	Previous Year Amount (Rs.)
		2015-16	2014-15
1	2	3	4
	Municipal Body	-	-
	Administration	-	-
	Finance, Accounts, Audit	-	-
	Election	-	-
	Record Room	-	-
	Estate	-	-
	Stores & Purchase	-	-
	Workshop	-	-
	Census	-	-
	<b>Total income from fees &amp; user charges Function wise</b>	-	-

  
 Chairperson  
 Municipal Board, HAMAKANDI

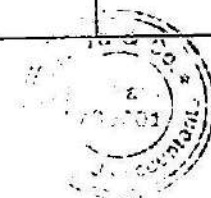
Schedule I-4 (b): Fees & User Charges - Income head-wise [Code 140]

Code No	Particulars	Current Year	Previous Year
		Amount (Rs.)	Amount (Rs.)
		2015-16	2014-15
1	2	3	4
140-10	Empanelment & Registration Charges	-	-
140-11	Licensing Fees	10,92,091.00	9,24,184.00
140-12	Fees for Grant of Permit	-	-
140-13	Fees for Certificate or Extract	-	-
140-14	Development Charges	-	-
140-15	Regularisation Fees	-	-
140-20	Penalties and Fines	-	-
140-40	Other Fees	13,35,912.93	13,11,971.13
140-50	User Charges	-	-
140-60	Entry Fees	-	-
140-70	Service / Administrative Charges	-	-
140-80	Other Charges	-	-
	Sub Total	24,28,003.93	22,36,155.13
140-90	Less: Rent Remission and Refunds	-	-
	Sub Total	-	-
	Total income from Fees & User Charges - Income head-wise	24,28,003.93	22,36,155.13

Schedule I-5 (b): Sale & Hire Charges - Income head-wise [Code No 150]

Detailed Head Code	Particulars	Current Year	Previous Year
		Amount (Rs.)	Amount (Rs.)
		2015-16	2014-15
1	2	3	4
150-10	Sale of Products	-	-
150-11	Sale of Forms & Publications	-	-
150-12	Sale of stores & scrap	-	-
150-30	Sale of Others	-	-
150-40	Hire Charges for Vehicles	-	-
150-41	Hire Charges for Equipment	-	-
	Total Income from Sale & Hire charges - income head-wise	-	-

  
 Chairperson  
 Municipal Board, Halol



Schedule I-6: Revenue Grants, Contributions & Subsidies [Code No 160]

Code No.	Particulars	Current Year Amount	Previous Year Amount (Rs.)
		2015-16	2014-15
1	2	3	4
160-10	Revenue Grant	78,25,459.00	92,20,720.00
160-20	Re-imburement of expenses	-	-
160-30	Contribution towards schemes	-	-
	<b>Total Revenue Grants, Contributions &amp; subsidies</b>	<b>78,25,459.00</b>	<b>92,20,720.00</b>


Schedule I-7: Income from Investments - General Fund [Code No 170]

Code No	Particulars	Current Year Amount (Rs.)	Previous Year Amount (Rs.)
		2015-16	2014-15
1	2	3	4
170-10	Interest on Investments	-	-
170-20	Dividend	-	-
170-30	Income from projects taken up on commercial basis	-	-
170-40	Profit in Sale of Investments	-	-
170-80	Others	-	-
	<b>Total Income from Investments</b>	<b>-</b>	<b>-</b>

Schedule I-8: Interest Earned [Code No 171]

Code No.	Particulars	Current Year Amount (Rs.)	Previous Year Amount (Rs.)
		2015-16	2014-15
1	2	3	4
171-10	Interest from Bank Accounts	14,83,386.00	17,59,549.00
171-20	Interest on Loans and advances to Employees	-	-
171-30	Interest on loans to others	-	-
171-80	Other Interest	-	-
	<b>Total. - Interest Earned</b>	<b>14,83,386.00</b>	<b>17,59,549.00</b>

  
 Chairperson  
 Municipal Board, Hallakandi



Schedule I-9: Other Income [Code No180]

Code No	Particulars	Current Year	Previous Year
		Amount (Rs.)	Amount (Rs.)
		2015-16	2014-15
1	2	3	4
180-10	Deposits Forfeited	-	-
180-11	Lapsed Deposits	-	-
180-20	Insurance Claim Recovery	-	-
180-30	Profit on Disposal of Fixed asses	-	-
180-40	Recovery from Employees	-	-
180-50	Unclaimed Refund/ Liabilities	-	-
180-60	Excess Provisions written back	-	-
180-80	Miscellaneous Income	6,07,705.00	22,54,382.78
	<b>Total Other Income</b>	<b>6,07,705.00</b>	<b>22,54,382.78</b>

Schedule I-10: Establishment Expenses [Code No 210]

Schedule I-10 (a): Establishment Expenses - Function wise

Code No.	Particulars	Current Year	Previous Year
		Amount (Rs.)	Amount (Rs.)
		2015-16	2014-15
1	2	3	4
	Municipal Body	-	-
	Administration	-	-
	Finance, Accounts, Audit	-	-
	Election	-	-
	Record Room	-	-
	Estate	-	-
	Stores & Purchase	-	-
	Workshop	-	-
	Census	-	-
	....	-	-
	.....	-	-
	<b>Total establishment expenses- Function wise</b>	<b>-</b>	<b>-</b>

Chairperson  
Municipal Board, Hallakandi



Schedule I-10 (b): Establishment Expenses Expenditure  
Head wise

Code No.	Particulars	Current Year Amount (Rs.)	Previous Year Amount (Rs.)
		2015-16	2014-15
1	2	3	4
210-10	Salaries, Wages and Bonus	1,54,08,406.00	1,68,51,402.00
210-20	Benefits and Allowances	-	-
210-30	Pension	-	-
210-40	Other Terminal & Retirement Benefits	2,41,837.00	1,200.00
Total establishment expenses- expense head wise		1,56,50,243.00	1,68,52,602.00

Schedule I-11: Administrative Expenses [Code No. 220]

Schedule I-11 (a): Administrative Expenses - Function Wise

Code No.	Particulars	Current Year Amount (Rs.)	Previous Year Amount (Rs.)
		2015-16	2014-15
1	2	3	4
	Municipal Body	-	-
	Administration	-	-
	Finance, Accounts, Audit	-	-
	Election	-	-
	Record Room	-	-
	Estate	-	-
	Stores and Purchase	-	-
	Workshop	-	-
	Census	-	-
	.....	-	-
Total Administrative Expenses - Function Wise		-	-



*Mex*

Chairperson

Municipal Board, Hajlakandi

Schedule I-11 (b): Administrative Expenses - Expenditure Head-Wise


Code No.	Particulars	Current Year Amount (Rs.)	Previous Year Amount (Rs.)
		2015-16	2014-15
1	2	3	4
220-10	Rent, Rates and Taxes	-	-
220-11	Office maintenance	1,44,377.00	3,49,308.00
220-12	Communication Expenses	57,304.00	43,471.00
220-20	Books & Periodicals	-	-
220-21	Printing and Stationery	3,64,611.00	3,34,161.00
220-30	Travelling & Conveyance	3,97,800.00	1,36,620.00
220-40	Insurance	-	-
220-50	Audit Fees	-	-
220-51	Legal Expenses	-	450.00
220-52	Professional and other fees	3,99,604.00	7,06,833.00
220-60	Advertisement and Publicity	1,37,641.00	69,746.00
220-61	Membership and Subscriptions	-	-
220-80	Other Administrative Expenses	7,000.00	16,525.00
	<b>Total Administrative Expenses - Expenses head-wise</b>	<b>15,08,337.00</b>	<b>16,57,114.00</b>

Schedule I-12: Operations and Maintenance [Code No. 230]

Schedule I-12 (a) : Operations & Maintenance - Function wise

Code No.	Particulars	Current Year Amount (Rs.)	Previous Year Amount (Rs.)
		2015-16	2014-15
1	2	3	4
	Municipal Body Administration Finance, Accounts, Audit Election Record Room Estate Stores & Purchase Workshop Census ....		
	<b>Total Operations &amp; Maintenance expenses - Function wise</b>	-	-

Chairperson  
Municipal Board, Haljokandi



Schedule I-12 (b) : Operations & Maintenance - Expenditure head-wise

Code No.	Particulars	Current Year Amount (Rs.)	Previous Year Amount (Rs.)
		2015-16	2014-15
1	2	3	4
230-10	Power & Fuel	19,44,034.00	20,48,183.00
230-20	Bulk Purchases	-	-
230-30	Consumption of Stores	-	-
230-40	Hire Charges	28,500.00	13,800.00
230-50	Repairs & maintenance- Infrastructure Assets	9,46,575.00	16,37,241.00
230-51	Repairs & maintenance- Civic Amenities	34,225.00	32,915.00
230-52	Repairs & maintenance- Buildings	25,800.00	4,54,361.00
230-53	Repairs & maintenance- Vehicles	3,88,948.00	2,39,057.00
230-59	Repairs & maintenance- Others	23,240.00	75,225.00
230-80	Other operating & maintenance expenses	1,03,400.00	1,17,770.00
	<b>Total Operations &amp; Maintenance expenses - expense head wise</b>	<b>34,94,722.00</b>	<b>46,18,552.00</b>

Schedule I-13: Interest and Finance Charges [Code No.240]

Code No.	Particulars	Current Year (Rs.)	Previous Year (Rs.)
		2015-16	2014-15
1	2	3	4
240-10	Interest on Loans from Central Government	-	-
240-20	Interest on Loans from State Government	-	-
240-30	Interest on Loans from Government Bodies & associations	-	-
240-40	Interest on Loans from International Agencies	-	-
240-50	Interest on Loans from Banks & Other Financial Institutions	-	-
240-60	Other Interest	-	-
240-70	Bank Charges	7,234.00	3,236.00
240-80	Other Financial Expenses	-	-
	<b>Total Interest and Finance Charges</b>	<b>7,234.00</b>	<b>3,236.00</b>

Schedule I-14: Programme expenses [Code No 250]

Code No.	Particulars	Current Year Amount (Rs.)	Previous Year Amount (Rs.)
		2015-16	2014-15
1	2	3	4
250-10	Election Expenses	-	8,740.00
250-20	Own Programmes	45,230.00	77,365.00
250-30	Share in Programmes of others	-	-
	<b>Total Programme Expenses</b>	<b>45,230.00</b>	<b>86,105.00</b>

  
 Chairperson  
 Municipal Board, Hallakandi

Schedule I-15 Revenue Grants, Contributions and Subsidies [Code No. 260]

Code No.	Particulars	Current Year Amount (Rs.)	Previous Year Amount (Rs.)
		2015-16	2014-15
1	2	3	4
260-10	Grants [give details]	-	-
260-20	Contributions [give details]	-	-
260-30	Subsidies [give details]	-	-
	Total Revenue Grants, Contributions and Subsidies	-	-

Schedule I-16: Provisions & Write off [Code No 270]

Code No.	Particulars	Current Year Amount (Rs.)	Previous Year Amount (Rs.)
		2015-16	2014-15
1	2	3	4
270-10	Provisions for Doubtful receivables	-	-
270-20	Provisions for Other Assets	-	-
270-30	Revenues written off	-	-
270-40	Assets written off	-	-
270-50	Miscellaneous Expense written off	-	-
	Total Provisions & write off	-	-

Schedule I-17 Miscellaneous Expenses [Code 271]

Code No.	Particulars	Current Year Amount (Rs.)	Previous Year Amount (Rs.)
		2015-16	2014-15
1	2	3	4
271-10	Loss on disposal of Assets	-	-
271-20	Loss on disposal of Investments	-	-
271-80	Other Miscellaneous Expenses	-	-
	Total Miscellaneous expenses	-	-

*Mey*  
Chairperson  
Municipal Board, Hallakandi



Schedule I-18: Prior Period Items (Net) [Code No 280]

Code No.	Particulars	Current Year Amount (Rs.)	Previous Year Amount (Rs.)
		2015-16	2014-15
1	2	3	4
	Income		
280-10	Taxes	-	-
280-20	Other- Revenues	-	-
280-30	Recovery of revenues written off	-	-
280-40	Other income	-	-
	Sub- Total Income (a)	-	-
	Expenses		
280-50	Refund of taxes	-	-
280-60	Refund of other- Revenues	-	-
280-80	Other Expenses	-	-
	Sub- Total Income (b)	-	-
	Total Prior Period (Net) (a-b)-	-	-

  
 Chairperson  
 Municipal Board, Hallakandi

